

Los Angeles Unified School District

**SCHOOL CONSTRUCTION BOND
CITIZENS' OVERSIGHT
COMMITTEE**

**Quarterly Report
October – December 2014**

LOS ANGELES UNIFIED SCHOOL DISTRICT

SCHOOL CONSTRUCTION BOND CITIZENS' OVERSIGHT COMMITTEE

Stephen English, Chair

L.A. City Controller's Office

Pamela Schmidt, Vice-Chair

Early Education Coalition

Quynh Nguyen, Secretary

LAUSD Student Parent

Scott Folsom, Executive Committee

Tenth District PTSA

Stuart Magruder, Executive Committee

American Institute of Architects

Bill Brewington

Thirty-First District PTSA

Paul Escala

CA Charter School Association

Garrett Francis

Assoc. General Contractors of CA

Elizabeth Lugo (Alternate)

LAUSD Student Parent

Abigail Marquez

L.A. City Mayor's Office

Ron Miller

L.A. Co. Federation of Labor AFL-CIO

John Naimo

L.A. Co. Auditor-Controller's Office

Scott Pansky

L.A. Area Chamber of Commerce

Barry Waite

CA Tax Reform Assn.

Susan Linschoten (Alternate)

L.A. Co. Auditor-Controller's Office

Joseph P. Buchman – Legal Counsel

Burke, Williams & Sorensen, LLP

Thomas A. Rubin, CPA

Oversight Committee Consultant

Gary C. Anderson, PhD

Bond Administrator

Daniel Hwang

Administrative Analyst

2nd Quarter Report FY 2014/15 4th Quarter 2014 October – December 2014

I. Overview

The mission of the School Construction Bond Citizens' Oversight Committee (BOC) is to oversee the expenditure of money for the construction, repair and modernization of schools by the LAUSD and to communicate its findings to the Board and the public so that school bond funds are invested as the voters intended and that projects are completed wisely and efficiently.

The shared vision between the BOC and the LAUSD is to build and maintain schools that promote the full development of the child, are educationally and environmentally sound, enhance their neighborhoods through design and programming as centers of community, and reflect the wise and efficient use of limited land and public resources.

The BOC presents this Quarterly Report in the discharge of its duties. This Report covers activities of the BOC during the 2nd Quarter of the Fiscal Year 2014/2015, the 4th Quarter of Calendar Year 2014 (October – December).

II. Resolutions Adopted

The BOC adopted the following resolutions during the period covered by this Quarterly Report.

- **2014-41** – Amendment to the Facilities Services Division Strategic Execution Plan to Define and Approve Ten Sustainable Environment Enhancement Developments for Schools (SEEDS) Projects (October 30, 2014).
- **2014-42** – Amendment to the Facilities Services Division Strategic Execution Plan to Define and Approve Capital Improvement Projects to Enhance Accessibility for Staff and Students with Disabilities at Nine Schools (October 30, 2014).

Bond Oversight Committee

333 S. Beaudry Avenue, 23rd Floor, Los Angeles, CA 90017 ♦(T) 213.241.5183 ♦(F) 213.241.8354 ♦www.laschools.org/bond

- **2014-43** – Amendment to the Facilities Services Division Strategic Execution Plan to Define and Approve Seven Projects that Address Critical School Repair Needs (October 30, 2014).
- **2014-44** – Amendment to the Information Technology Strategic Execution Plan to Purchase Devices and Carts for the Purpose of Equipping Schools to Complete the SBAC Testing (November 20, 2014).
- **2014-45** – Amendment to the Information Technology Strategic Execution Plan to Revise and Approve the My Integrated Student Information System (MiSiS) Project (November 20, 2014).
- **2014-46** – Recommendation to Approve the 2014 Information Technology Strategic Execution Plan (November 20, 2014).
- **2014-47** – Amendment to the Facilities Services Division Strategic Execution Plan to Define and Approve Nine Sustainable Environment Enhancement Developments for Schools (SEEDS) Projects (November 20, 2014).
- **2014-48** – Amendment to the Facilities Services Division Strategic Execution Plan to Define and Approve Seven Projects that Address Critical School Repair Needs (November 20, 2014).
- **2014-49** – Long-Term Charter Facilities Solution and Facilities Improvement Project at Berendo Middle School (November 20, 2014).
- **2014-50** – Amendment to the Facilities Services Division Strategic Execution Plan to Define and Approve Twenty Board Member Priority Projects and Educational Service Center Priority Projects at Various Schools in Educational Service Centers North, East, West, South and ISIC (November 20, 2014).
- **2014-51** – Approval of the 2014 Facilities Services Division Strategic Execution Plan (November 20, 2014).
- **2014-52** – Recommendation Regarding Prioritization Methodology for Identifying and Defining Major Renovation, Modernization, and/or Reconfiguration Projects (November 20, 2014).

III. Resolutions Not Adopted

- None

IV. BOC Member Activities

- Scott Folsom spoke at the Ribbon-Cutting Ceremony for the improved athletic facilities at Hollywood High School, Snyder Field (October 2, 2014).
- Scott Folsom spoke at the Ribbon-Cutting Ceremony for the new Wellness Center at Crenshaw High School (December 8, 2014).

V. Joint Use Activities

- None

VI. Board of Education Presentations

- None

VII. Task Force/Subcommittee Activities

- The BOC Information Technology Task Force met on December 5, 2014.

VIII. New Construction

As of the end of this quarter, LAUSD Facilities Services Division reports the following regarding new school construction:

- 295 New Construction Program Projects:
 - 295 New Construction Program Projects have been completed.
 - 1 school remains on a Multi-Track Calendar.
 - 0 schools remain on a Concept 6 Calendar.
 - 4 schools with involuntary busing.
 - The current change order rate is 6.97%

IX. Modernization

As of the end of this quarter, LAUSD Facilities Services Division reports the following regarding modernization projects:

- Current change order rate is 11.83%; existing facilities has a change order rate goal of 5%; the industry standard for existing facilities is 10%.
- Formal Contracts completed from 2014 forward to date equals \$101,691,996.

Federal Stimulus Bond Status (BAB and QSCB)

- Measure K Program (Build America Bonds) is 91.14% complete. Issued to date is \$199,898,054. Remaining to spend is \$17,706,920.
- Measure R Program (Build America Bonds) is 95.90% complete. Issued to date is \$840,218,663. Remaining to spend is \$34,467,636.
- Measure Y Program (Build America Bonds and Qualified School Construction Bond) is 92.75% complete. Issued to date is \$2,187,599,236. Remaining to spend is \$228,728,734.

X. Committee Member—Appointments/Resignations/Elections

- Scott Folsom was reappointed to the BOC on November 13, 2014.
- Bill Brewington resigned from the BOC on November 18, 2014.

XI. LAUSD Facilities Services Division—Status of New Construction and Modernization of Existing Facilities Projects

As reported by the LAUSD Facilities Services Division, the current status of New Construction and Modernization of existing Facilities Projects are set forth in the attached monthly status report. The monthly status report (Exhibit 2) was provided to the BOC by the LAUSD Facilities Services Division and reflects the status as of December 15, 2014.

XII. BOC Budget

The BOC’s Annual Budget for the July 1, 2014-June 30, 2015 Fiscal Year is \$630,652.00. Actual expenditures through December 2014 were \$ or % of the budget.

	2nd Quarter (FY)	YTD	Budget
Legal	\$24,354.14	\$40,968.21	\$160,000.00
Consultant	\$39,292.50	\$79,683.50	\$169,000.00
Office	\$63,715.59	\$127,094.94	\$301,652.00
Totals	\$127,362.23	\$247,746.65	\$630,652.00

* There was an error in calculating the Office budget expenditures for the 1st Quarter. The correct figure is \$63,379.35, not \$61,649.37. The revised budget expenditures for the 1st Quarter is \$120,384.42.

XIII. BOC Member Requests

- Mr. Magruder asked if the Smarter Balanced Assessment Consortium (SBAC) Test is saved in real time. (December 5, 2014; Complete)
- Mr. Pansky asked how much time/services were undertaken by Microsoft without charge for MiSiS. (December 5, 2014; Pending)

XIV. Public Comments

October 30, 2014

- Sari Rynew, Community Member

November 20, 2014

- Daisy Cuellar, Promesa Boyle Heights
- Laura Zavala, Promesa Boyle Heights – Inner City Struggle

XV. Public Meetings

For the matters contained in the Quarterly Report, the BOC held two public meetings. These meetings were held on October 30, 2014, and November 20, 2014. The record of the BOC members' attendance for these meetings can be found in Exhibit 1.

XVI. Public Access

Agendas, resolutions, approved minutes, as well as information regarding BOC committee members may be accessed at: <http://www.laschools.org/bond>

2nd Quarter Report (October 1st through December 31st) for fiscal year 2014/2015
approved and submitted by staff on February 26, 2015

Gary Anderson

Gary Anderson, PhD

Bond Administrator

Bond Oversight Committee

2nd Quarter Report (October – December) for fiscal year 2014/2015
approved by the BOC by a vote of **13 - 0** on February 26, 2015.

Exhibit 1

Bond Oversight Committee Meeting Attendance
2nd Quarter of FY 2014-15 Ending December 2014

Name	10/30/14 (Regular)	11/20/14 (Regular)	12/18/14 (Regular)
Brewington, Bill (31 st District PTSA)	○	-	No Meeting
English, Stephen (L.A. City Controller's Office)	●	●	
Escala, Paul (CA Charter Schools Association)	●	●	
Folsom, Scott (Tenth District PTSA)	●	●	
Francis, Garrett (Associated General Contractors Ca)	●	●	
Linschoten, Susan** (L.A. County Auditor/Controller's Office)			
Lugo, Elizabeth (LAUSD Student Parent)	○	●	
Magruder, Stuart (American Institute of Architects)	●	●	
Marquez, Abigail (L.A. City Mayor's Office)	●	●	
Miller, Ron (L.A./Orange Co. Building & Construction Trades Council)	○	●	
Naimo, John* (L.A. County Auditor/Controller's Office)	●	●	
Nguyen, Quynh (LAUSD Student Parent)	●	●	
Pansky, Scott (L.A. Area Chamber of Commerce)	●	●	
Schmidt, Pamela (Early Education Coalition)	○	●	
Waite, Barry (CA Tax Reform Assn)	●	●	

● = Present ○ = Absent

Blank Cell = Alternate Member Not Present, or Alternate Member Filled In for Active Member

-- = Non-Committee Member at time of Meeting

*Primary Member **Alternate Member (Attendance box left blank if not needed to serve as alternate)

Exhibit 2



FACILITIES SERVICES DIVISION

Consolidated Monthly Program Status Report

Prepared for
Bond Oversight Committee
January 2015

Data Through December 15, 2014



Consolidated Monthly Program Status Report

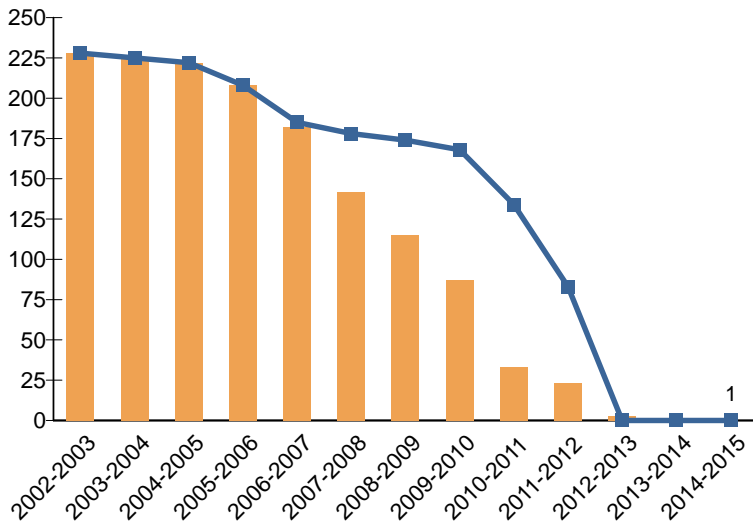
TABLE OF CONTENTS

Program Goals	1
Key Deliverables	2
Monthly Progress	4
New Construction Change Order Rates	10
Repair & Modernization Change Order Rates	11
Change Order Processing Time	14
Unallocated Bond Funds	15
Federal Stimulus Bond Status (BAB and QSCB)	16
Board of Education Actions	17

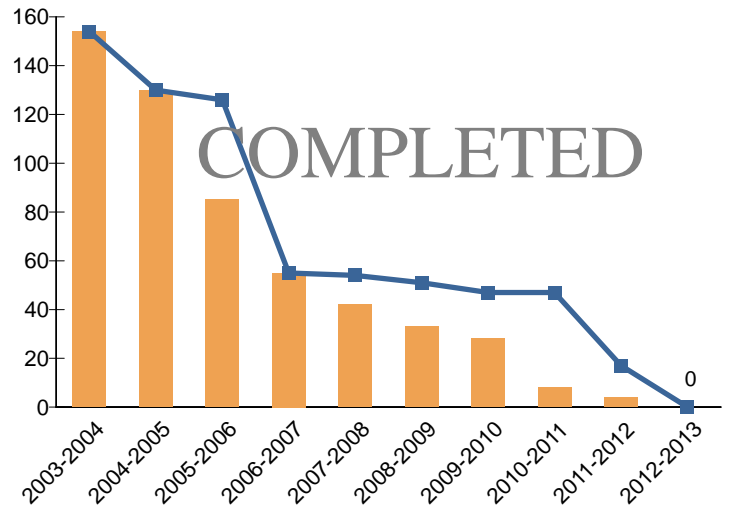


PROGRAM GOALS

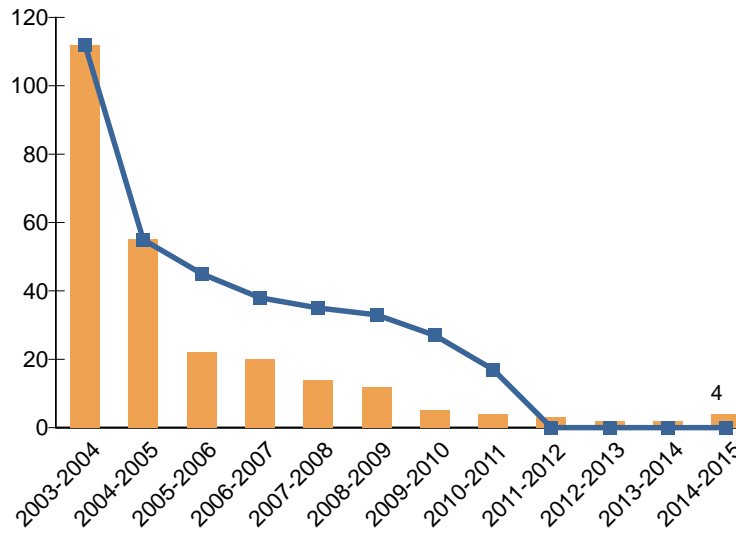
Schools on Multi-Track Calendar



Schools on Concept 6 Calendar



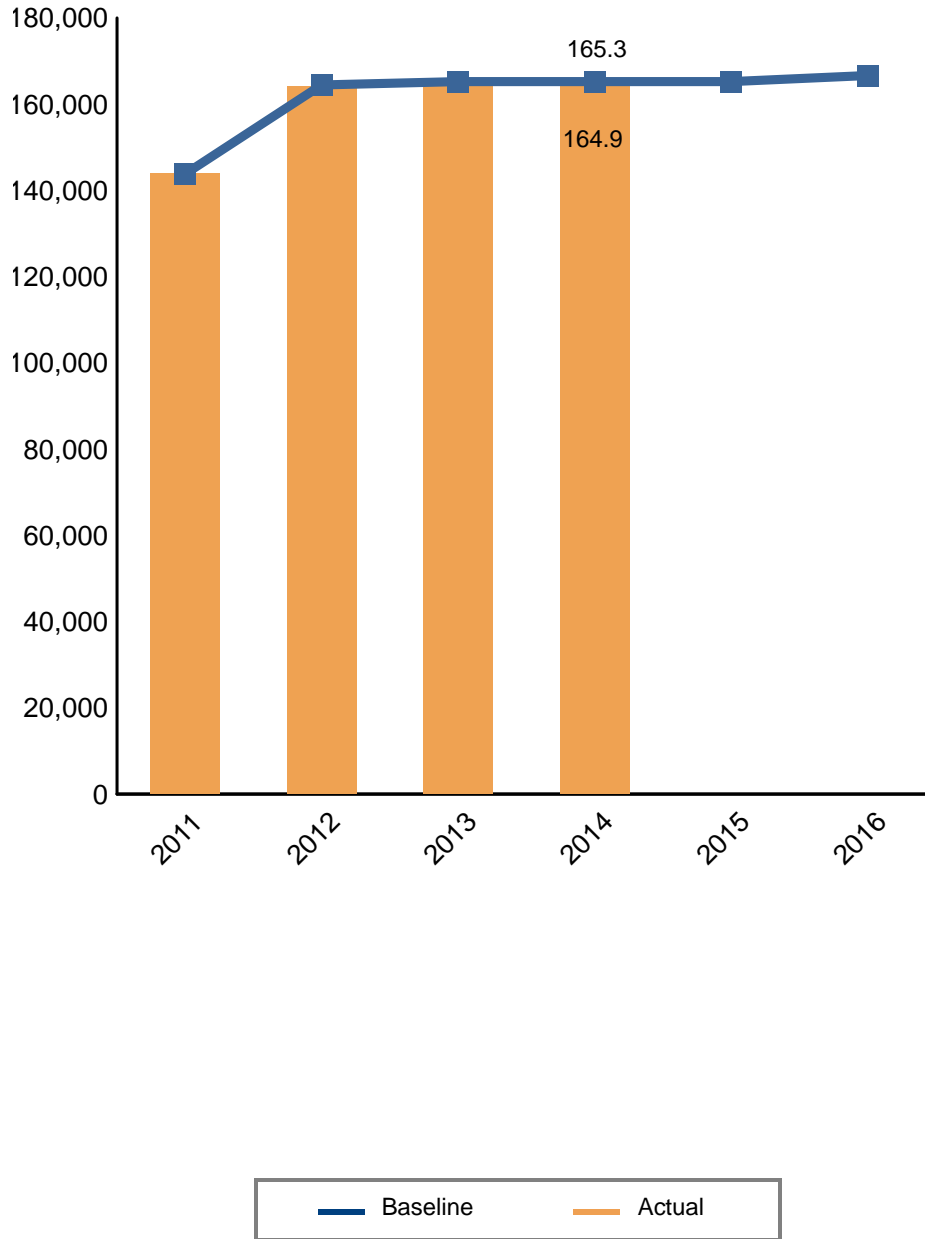
Schools with Involuntary Busing





KEY DELIVERABLES

New Seat Delivery

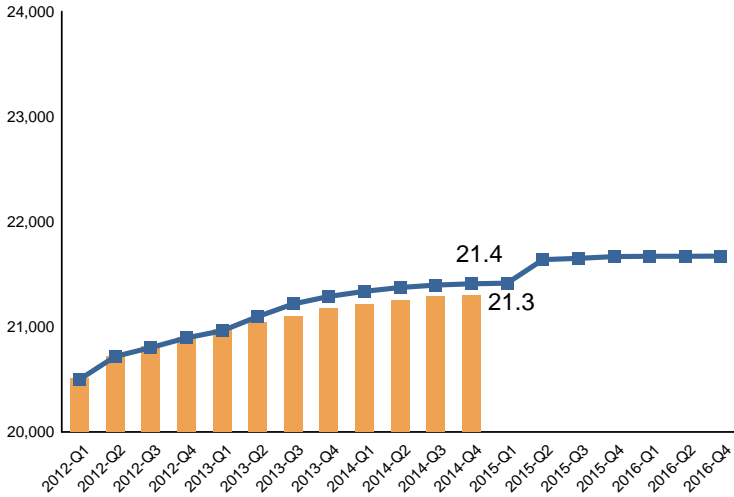


New Seat Delivery chart above includes only New Construction projects. Actual data is adjusted at School Occupancy. Baseline is the 2013 Facilities Services Division Strategic Execution Plan

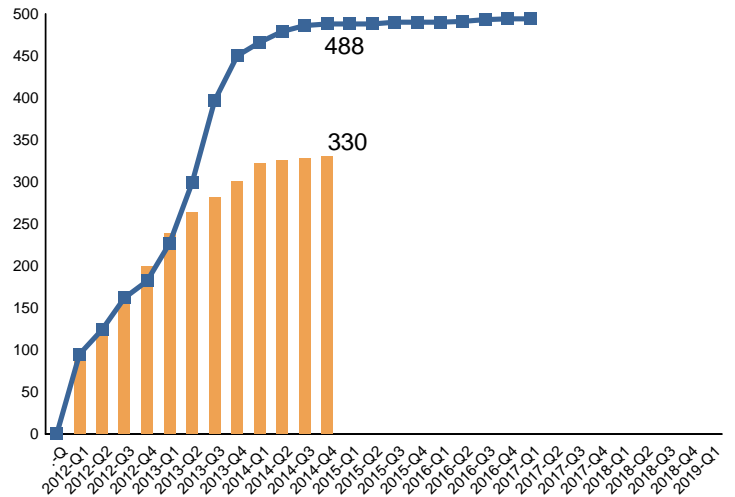


KEY DELIVERABLES

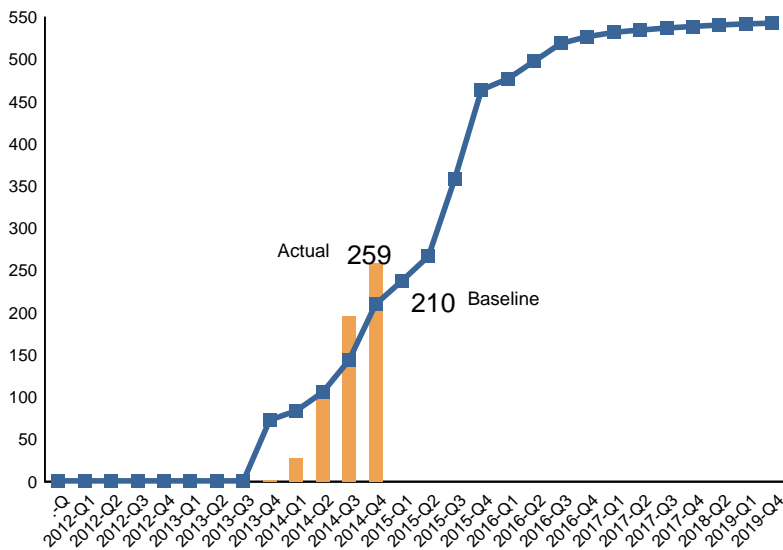
Repair & Modernization Project Completion



CIP Project Completion



SUP Project Completion



Actual data in the charts above is adjusted at Substantial Completion. Baseline is the 2013 Facilities Services Division Strategic Execution Plan as amended by Board of Education actions to date.



MONTHLY PROGRESS

NTP Design: New Construction

Project #	Project Name	Date
N/A		

NTP Design: Repair & Modernization

Project #	School Name	Project Description	Date

NTP Design: Capital Improvement Program (CIP)

Project #	Project Name	Date

NTP Design: School Upgrade Program (SUP)

Project #	Project Name	Date
10366040	Griffith MS - IT Network Upgrade	17-Nov-14
10366043	Hollenbeck MS - IT Network Upgrade	17-Nov-14
10366007	Berendo MS - IT Network Upgrade	19-Nov-14

DSA Approval: New Construction

Project #	Project Name	Date
N/A		

DSA Approval: Repair & Modernization

Project #	School Name	Project Description	Date
10229923	Pearl Journalism/Communications Magnet HS	Non-Air Conditioned Classroom & Equipment	15-Dec-14

DSA Approval: Capital Improvement Program (CIP)

Project #	Project Name	Date



DSA Approval: School Upgrade Program (SUP)

Project #	Project Name	Date
-----------	--------------	------

NTP Construction: New Construction

Project #	Project Name	Date
-----------	--------------	------

N/A

NTP Construction: Repair & Modernization

Project #	School Name	Project Description	Date
10105903	Hubbard ES	ADA Access Compliance	17-Nov-14
10105890	Pomelo ES	ADA Access Compliance	20-Nov-14
10105901	Sharp ES	ADA Access Compliance	21-Nov-14
10105885	32nd St./USC Performing Arts Magnet	ADA Access Compliance	24-Nov-14
10100272	Barrett ES	ADA Access Compliance	24-Nov-14
10105883	Russell ES	ADA Access Compliance	1-Dec-14
10101770	University HS	Provide and Install Music/Performing Arts Modular Classroom Building	1-Dec-14
10105092	Wilson HS	Small Learning Communities	3-Dec-14
10105898	Burton ES	ADA Access Compliance	9-Dec-14
10105872	Noble ES	ADA Access Compliance	9-Dec-14
10105902	State ES	ADA Access Compliance	15-Dec-14

NTP Construction: Capital Improvement Program (CIP)

Project #	Project Name	Date
-----------	--------------	------

**NTP Construction: School Upgrade Program (SUP)**

Project #	Project Name	Date
10365749	Sunny Brae ES - Replace Playground Matting	17-Nov-14
10363888	Bridge ES - IT Network Upgrade	20-Nov-14
10365741	Roscoe ES - Replace Playground Matting	26-Nov-14
10365746	Saticoy ES - Replace Playground Matting	26-Nov-14
10364093	Amestoy ES - Roofing	10-Dec-14
10366334	Haskell ES - Detriorated Roofing Systems	10-Dec-14

Substantial Completion: New Construction

Project #	Project Name	Date
------------------	---------------------	-------------

Substantial Completion: Repair & Modernization

Project #	School Name	Project Description	Date
10365211	San Miguel ES	Remove Portable Building	17-Nov-14
10366474	Irving MS	Stage Lift	19-Nov-14
10366540	Leichman Special Education HS	New Ramp / Stage	19-Nov-14
10102431	La Salle ES	Replace HVAC	24-Nov-14
10103647	Graham EEC	New Shade Shelters	11-Dec-14

Substantial Completion: Capital Improvement Program (CIP)

Project #	Project Name	Date
10003970	Cohasset ES - Auditorium Renovation	18-Nov-14
10003982	Millikan MS - Auditorium Renovation	12-Dec-14

**Substantial Completion: School Upgrade Program (SUP)**

Project #	Project Name	Date
10363878	Apperson ES - IT Network Upgrade	17-Nov-14
10363911	Columbus ES - IT Network Upgrade	17-Nov-14
10363925	Enadia Way ES - IT Network Upgrade	17-Nov-14
10365696	Danube ES - Replace Playground Matting	17-Nov-14
10363902	Central Continuation HS - IT Network Upgrade	20-Nov-14
10363948	Harrison ES - IT Network Upgrade	21-Nov-14
10363924	Emelita ES - IT Network Upgrade	24-Nov-14
10365986	Narbonne HS - IT Network Upgrade	24-Nov-14
10363950	Haskell ES - IT Network Upgrade	26-Nov-14
10363882	Barton Hill ES - IT Network Upgrade	1-Dec-14
10363860	2nd St ES - IT Network Upgrade	2-Dec-14
10363990	Rockdale ES - IT Network Upgrade	2-Dec-14
10363893	Burbank MS - IT Network Upgrade	3-Dec-14
10363907	Clifford ES - IT Network Upgrade	4-Dec-14
10363929	Fletcher ES - IT Network Upgrade	4-Dec-14
10363858	20th St ES - IT Network Upgrade	5-Dec-14
10363919	Jones PC - IT Network Upgrade	5-Dec-14
10363942	Glenfeliz ES - IT Network Upgrade	9-Dec-14
10366127	93rd St. ES - Repair Parking Lot & Upgrade Path of Travel	10-Dec-14
10366015	Castle Heights ES - IT Network Upgrade	11-Dec-14
10363856	186th St ES - IT Network Upgrade	15-Dec-14
10363863	61st St ES - IT Network Upgrade	15-Dec-14

DSA Certification: New Construction

Project #	Project Name	Date
------------------	---------------------	-------------

**DSA Certification: Repair & Modernization**

Project #	School Name	Project Description	Date
10103738	Breed ES	Portables - 2 Classrm Buildings for CSR	20-Nov-14
10103985	Monroe HS	Media Academy	21-Nov-14
10100173	Dolores EEC	New Shade Shelter	25-Nov-14
10100717	Dolores EEC	Fire Alarm System	25-Nov-14
10105066	Shenandoah ES	Provide Shade Structure	26-Nov-14
10105028	92nd St. ES	ADA Access Compliance	2-Dec-14
10105029	92nd St. ES	ADA Access Compliance	2-Dec-14
10105030	92nd St. ES	ADA Access Compliance	2-Dec-14
10103854	Lassen ES	New Assembly/Food Service Building	2-Dec-14
10105257	Manhattan ES	ADA Access Compliance	2-Dec-14
10105258	Manhattan ES	ADA Access Compliance	2-Dec-14
10105178	Reseda HS	Air Conditioning for Gym (Non Year-Round)	2-Dec-14
10107428	El Sereno MS	Modernization	4-Dec-14
10107430	El Sereno MS	Playground Resurfacing	4-Dec-14
10103842	Elizabeth Learning Center	New Assembly/Food Service Building	4-Dec-14
10103655	Markham MS	ADA Access Compliance	4-Dec-14
10104266	Portola MS	Fire Alarm System	4-Dec-14
10106424	Portola MS	Clsrms, Safety & Tech.	4-Dec-14
10101095	Carver MS	Install Artificial Turf	9-Dec-14
10101030	Sherman Oaks Center for Enriched Studies	Conversion of Classroom to Flexible Science Lab	12-Dec-14
10105610	Graham ES	Auditorium Air Conditioning	15-Dec-14
10106234	Lankershim ES	Clsrms, Safety & Tech.	15-Dec-14
10104909	Lankershim ES	Fire Alarm System	15-Dec-14
10105161	Narbonne HS	Small Learning Communities	15-Dec-14



DSA Certification: Capital Improvement Program (CIP)

Project #	Project Name	Date
------------------	---------------------	-------------

DSA Certification: School Upgrade Program (SUP)

Project #	Project Name	Date
------------------	---------------------	-------------



NEW CONSTRUCTION CHANGE ORDER RATES

PROJECTS COMPLETED PRIOR TO 2014

Total Number of Projects Completed Prior to 2014		Seats	Original Contract Amount	Final Contract Amount	Total Change Order %	User Change Order %
Renovation	4 Projects	1,841	\$71,185,500	\$90,037,132	26.48%	2.69%
All Other Projects	290 Projects	150,019	\$5,137,544,207	\$5,481,897,322	6.70%	0.73%
Total	294 Projects	151,860	\$5,208,729,707	\$5,571,934,454	6.97%	0.76%

PROJECTS COMPLETED FROM 2014 FORWARD

Project Name	Seats	Date Complete	Original Contract Amount	Final Contract Amount	Total Change Order %	User Change Order %
Total	0 Projects					

GRAND TOTAL

Summary Totals		Seats	Original Contract Amount	Final Contract Amount	Total Change Order %	User Change Order %
Renovation	4 Projects	1,841	\$71,185,500	\$90,037,132	26.48%	2.69%
All Other Projects	290 Projects	150,019	\$5,137,544,207	\$5,481,897,322	6.70%	0.73%
Grand Total	294 Projects	151,860	\$5,208,729,707	\$5,571,934,454	6.97%	0.76%



REPAIR & MODERNIZATION CHANGE ORDER RATES

CONTRACTS COMPLETED PRIOR TO 2014

	Original Contract Amount	Final Contract Amount	Total Change Order %	User Change Order %
Total	\$2,537,469,845	\$2,830,857,832	11.56%	1.80%

CONTRACTS COMPLETED FROM 2014 FORWARD

School Name	Project Description	Date Complete	Original Contract Amount	Final Contract Amount	Total Change Order %	User Change Order %
112th St. ES	Fire Alarm System	Q1-2014	\$295,000	\$276,657	-6.22%	0.00%
Banning HS	Non Air Conditioned Space - Phase 1B	Q1-2014	\$387,000	\$438,369	13.27%	0.00%
Cheremoya ES	Air Conditioning - Auditorium	Q1-2014	\$222,000	\$241,230	8.66%	0.00%
Garfield HS	Replace Main Building / Auditorium	Q1-2014	\$41,500,000	\$52,509,373	26.53%	0.00%
Heliotrope ES	Provide Sanitary Building	Q1-2014	\$481,685	\$500,453	3.90%	0.00%
Los Angeles HS	Fire Alarm	Q1-2014	\$40,000	\$68,082	70.21%	0.00%
Monroe HS	Fire Damage Repair	Q1-2014	\$198,000	\$198,000	0.00%	0.00%
North Valley Occupational Center	Fire Alarm	Q1-2014	\$929,000	\$929,000	0.00%	0.00%
South Gate HS	Small Learning Community - Phase II	Q1-2014	\$1,146,522	\$1,292,542	12.74%	0.00%
Van Nuys HS	Small Learning Community - Phase II	Q1-2014	\$887,800	\$1,155,439	30.15%	0.00%
Cienega ES	Playfield & Learning Center	Q2-2014	\$1,094,000	\$1,253,159	14.55%	0.00%
Crenshaw HS	Wellness Center	Q2-2014	\$2,362,500	\$2,517,155	6.55%	0.00%
Fleming MS	HVAC Repairs & Interim Housing	Q2-2014	\$2,486,000	\$2,799,350	12.60%	0.00%
Grant HS	Grandstands	Q2-2014	\$1,180,000	\$1,335,071	13.14%	0.00%
Hollywood HS	Track and Field Improvement	Q2-2014	\$4,450,000	\$4,450,000	0.00%	0.00%
Hollywood HS	SLC DSA	Q2-2014	\$1,175,000	\$1,373,873	16.93%	0.00%
Kennedy HS	Small Learning Communities	Q2-2014	\$972,000	\$1,184,475	21.86%	0.00%
Locke EEC	Resurface Asphalt-Play Area/Pkg Lot	Q2-2014	\$644,000	\$689,021	6.99%	0.00%
Los Angeles Academy MS	Plumbing	Q2-2014	\$1,334,000	\$1,410,856	5.76%	0.00%
Point Fermin ES	Classroom Air Conditioning	Q2-2014	\$778,400	\$889,718	14.30%	0.00%



CONTRACTS COMPLETED FROM 2014 FORWARD

School Name	Project Description	Date Complete	Original Contract Amount	Final Contract Amount	Total Change Order %	User Change Order %
Reseda HS	Science Room Renovation	Q2-2014	\$549,000	\$638,035	16.22%	0.00%
Revere MS	Provide Sanitary Building	Q2-2014	\$523,400	\$812,715	55.28%	0.00%
University HS	Office Modernization - Phase I	Q2-2014	\$1,228,400	\$1,451,041	18.12%	0.00%
Harrison ES	Completion of Phase II & III Ceiling Repair	Q3-2014	\$1,515,000	\$1,803,945	19.07%	0.00%
Locke HS	Athletic Facility Alterations	Q3-2014	\$1,760,000	\$2,121,623	20.55%	0.00%
Markham MS	Air Condition for Music Building , Shop Building and Library; Fire Alarm	Q3-2014	\$805,000	\$814,723	1.21%	0.00%
Markham MS	Air Condition for Music Building , Shop Building and Library; Fire Alarm	Q3-2014	\$2,185,000	\$2,353,326	7.70%	0.00%
Nobel MS	Replace Boilers and Chiller	Q3-2014	\$2,278,200	\$2,637,276	15.76%	0.00%
Perez Special Education Center	Roofing	Q3-2014	\$387,419	\$394,429	1.81%	0.00%
Reseda HS	Auditorium Renovation	Q3-2014	\$286,000	\$282,138	-1.35%	0.00%
University HS	HVAC Upgrade	Q3-2014	\$5,230,000	\$6,361,647	21.64%	0.00%
Wilson HS	SLC Modernization Phase 2B	Q3-2014	\$694,060	\$728,977	5.03%	0.00%
El Camino Real HS	Roofing	Q4-2014	\$1,018,000	\$1,023,111	0.50%	0.00%
La Salle ES	Replace HVAC System	Q4-2014	\$3,879,000	\$4,757,186	22.64%	0.00%
Total			\$84,901,386	\$101,691,996	19.78%	0 %

GRAND TOTAL

Summary Totals	Original Contract Amount	Final Contract Amount	Total Change Order %	User Change Order %
Contracts Completed Prior to 2014	\$2,537,469,845	\$2,830,857,832	11.56%	1.80%
Contracts Completed from 2014 Forward	\$84,901,386	\$101,691,996	19.78%	0 %
Grand Total	\$2,622,371,231	\$2,932,549,828	11.83%	1.74%



REPAIR & MODERNIZATION CHANGE ORDER RATES

GRAND TOTAL BY PROJECT TYPE

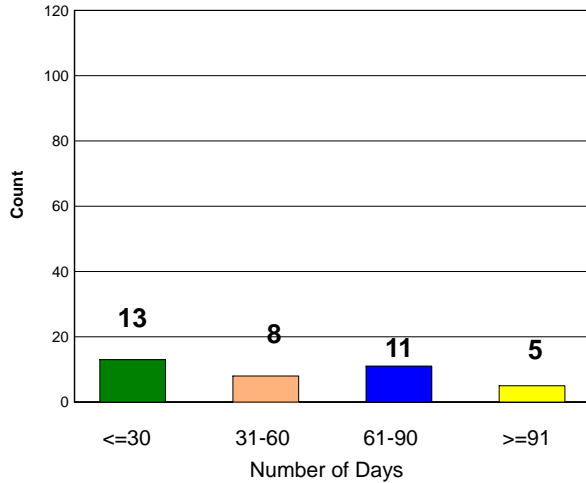
Project Type	Original Contract Amount	Final Contract Amount	Total Change Order %	User Change Order %
Adult & Career Education	\$30,445,000	\$34,100,403	12.01%	0.95%
Air Conditioning	\$279,663,979	\$323,920,934	15.83%	6.32%
Asbestos Abatement	\$23,785,783	\$23,783,102	-0.01%	1.81%
Athletic Facilities	\$66,748,781	\$77,727,222	16.45%	1.92%
Auditorium Renovations	\$16,677,914	\$22,320,250	33.83%	1.39%
Classroom Lighting	\$11,854,619	\$11,766,600	-0.74%	0.00%
Concrete Paving	\$7,899,573	\$7,898,054	-0.02%	0.06%
DSA Access Compliance	\$21,935,465	\$25,508,862	16.29%	0.72%
DSA Fire Alarm	\$307,884,831	\$366,103,307	18.91%	0.47%
Electrical / M&O Fire Alarm	\$12,329,143	\$13,562,631	10.00%	0.76%
Elevator Systems	\$8,085,523	\$8,488,833	4.99%	0.84%
Exterior Painting	\$45,200,309	\$48,134,811	6.49%	4.56%
Fire Damage Repair	\$198,000			0.00%
Floor Coverings	\$48,872,505	\$50,406,337	3.14%	0.43%
Food Services Modernization	\$54,113,768	\$60,269,713	11.38%	0.62%
Hazard Mitigation	\$58,845,477	\$60,197,086	2.30%	1.17%
HVAC	\$92,389,658	\$104,030,043	12.60%	0.36%
Interior Painting	\$35,746,570	\$36,479,641	2.05%	0.38%
Joint-Use Athletic Field/Outdoor Facility	\$14,122,284	\$16,548,586	17.18%	0.76%
Library Renovation	\$7,550,263	\$9,043,614	19.78%	0.21%
Lockers	\$2,307,893	\$2,437,711	5.62%	3.27%
Lunch Shelters	\$18,546,927	\$20,335,357	9.64%	0.95%
Modernizations	\$246,726,220	\$293,872,372	19.11%	1.12%
New / Upgrade Library (Core)	\$4,338,500	\$4,841,423	11.59%	0.00%
New Building "Existing Facilities"	\$32,831,256	\$38,788,349	18.14%	0.70%
Paving / Greening / Equipment	\$169,506,523	\$185,007,156	9.14%	1.90%
Plumbing / Irrigation	\$66,390,788	\$69,388,745	4.52%	1.03%
Portables	\$28,615,227	\$31,650,012	10.61%	0.52%
Qualified Zone Academy Bonds (QZAB)	\$18,419,510	\$21,753,903	18.10%	2.23%
Roofing	\$63,550,926	\$65,122,762	2.47%	0.31%
Safety & Technology	\$592,067,781	\$635,030,591	7.26%	1.37%
Security System / CCTV	\$2,446,900	\$2,800,565	14.45%	0.00%
Seismic Retrofit	\$98,182,704	\$111,669,537	13.74%	3.02%
Sheet Metal / Fencing	\$26,426,916	\$27,342,069	3.46%	0.53%
Small Learning Communities	\$37,690,515	\$44,227,922	17.34%	0.57%
Wall Systems	\$21,647,073	\$23,038,831	6.43%	1.72%
Year-Round Air Conditioning Auditorium	\$17,310,277	\$18,935,353	9.39%	0.45%
Year-Round Air Conditioning Gym	\$31,217,129	\$36,019,561	15.38%	0.85%
Total	\$2,622,572,510	\$2,932,552,246	11.83%	1.74%



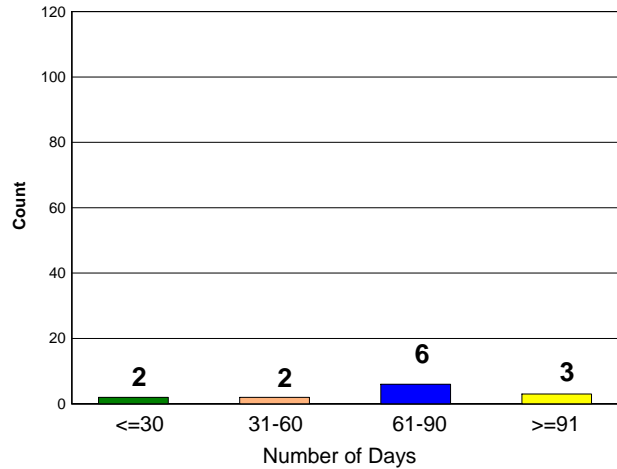
CHANGE ORDER PROCESSING TIME

New Construction

Open Change Orders



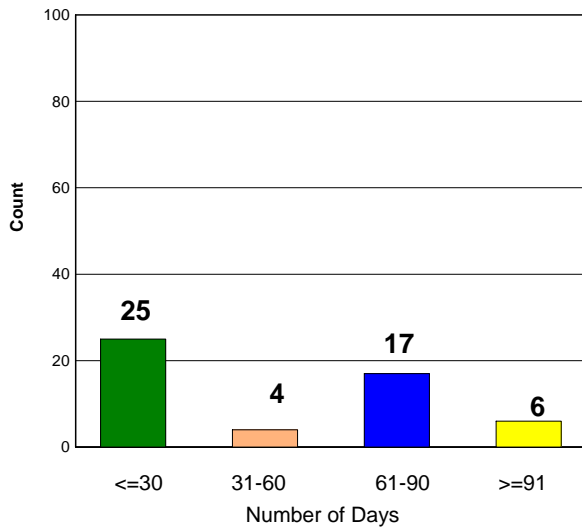
Approved from 11/15/14 to 12/15/14



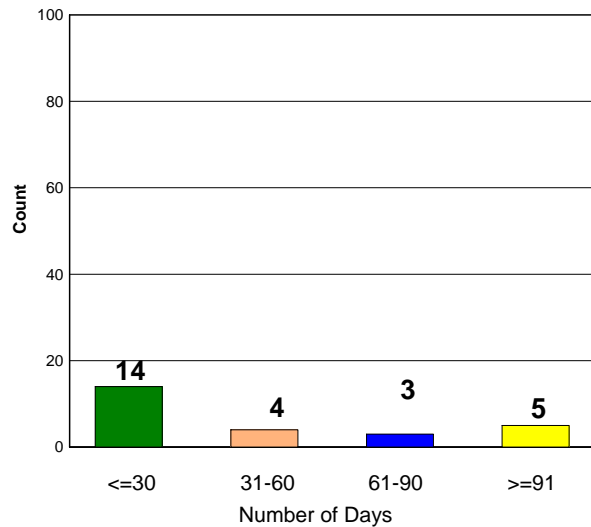
NC Total Approved for this period : **13**
 Average Number of Days: **70**

Repair & Modernization

Open Change Orders



Approved from 11/15/14 to 12/15/14



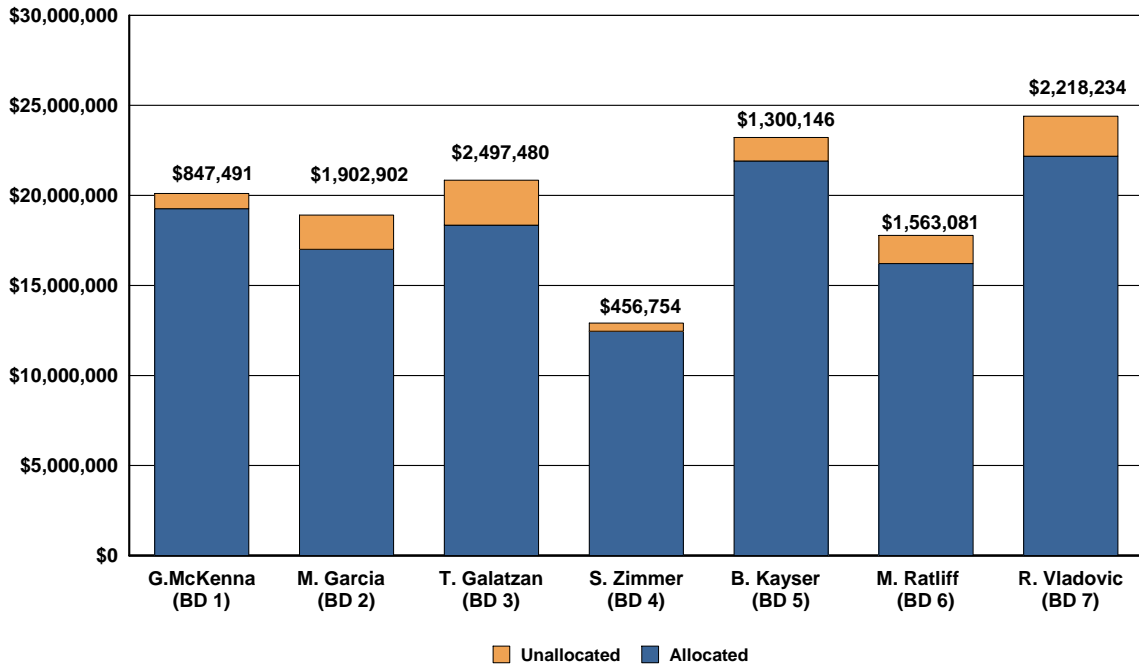
RM Total Approved for this period: **26**
 Average Number of Days: **57**

Data for Open Change Orders as of January 7, 2015

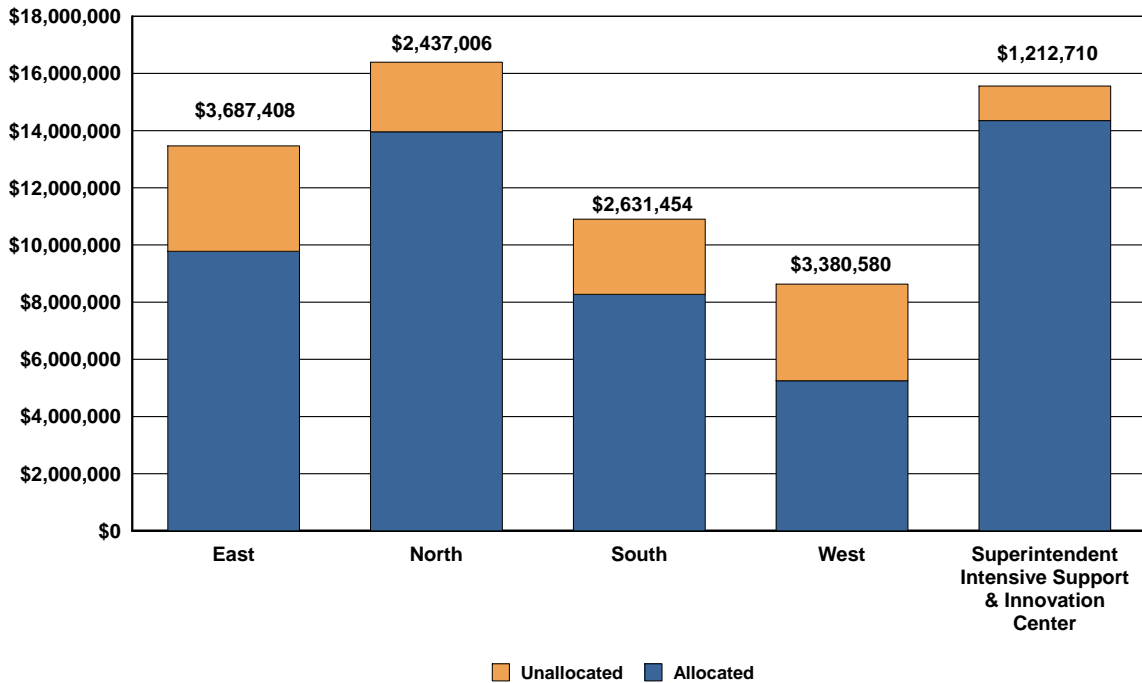


UNALLOCATED BOND FUNDS

BOARD MEMBER DISCRETIONARY BOND FUNDS



EDUCATIONAL SERVICE CENTER ALTERATIONS & IMPROVEMENTS BOND FUNDS



Unallocated Bond Funds as of July 1, 2013

**FEDERAL STIMULUS BOND STATUS (BAB AND QSCB)**

Local Bond Measure	Bond Type	Amount Issued*	Expenditures as of 12/15/14	% Expended	Remaining to Spend
Measure K	Build America Bonds	\$199,898,054	\$182,191,134	91.14%	\$17,706,920
Measure R	Build America Bonds	\$840,218,663	\$805,751,027	95.90%	\$34,467,636
Measure Y	Build America Bonds	\$1,579,005,124	\$1,350,276,390	85.51%	\$228,728,734
Measure Y	Qualified School Construction Bond	\$608,594,112	\$608,594,112	100.00%	\$0
		\$3,227,715,953	\$2,946,812,663	91.30%	\$280,903,290

*net cost of issuance

Between October 2009 and May 2010, LAUSD sold more than \$4 billion of Measure K, Measure R and Measure Y General Obligation Bonds (GO Bonds) in an effort to ensure the District could complete the current bond program as planned.

The GO Bonds included traditional tax exempt bonds as well as Build America Bonds (BABs) and Qualified School Construction Bonds (QSCBs). BABs are taxable municipal bonds that require the Federal government to pay State or local government issuers a payment equal to 35% of the interest payments on those bonds, which lowers the issuer's cost of borrowing. QSCBs provide Federal tax credits for bondholders in lieu of interest in order to reduce an issuer's cost of borrowing and must be spent within three years of issuance.

The table above shows the amount of BABs and QSCBs issued by LAUSD, how much has been spent and how much is remaining to spend.



BOARD OF EDUCATION ACTIONS

RECENT BOARD ACTIONS

Report #	Action Item	BOC Date	Board Date
213-14/15	Amendment to the Facilities Services Division Strategic Execution Plan to Define and Approve Seven Projects that Address Critical School Repair Needs	20-Nov-14	9-Dec-14
215-14/15	Amendment to the Facilities Services Division Strategic Execution Plan to Define and Approve 20 Board Member Priority and Education Service Center Priority Projects	20-Nov-14	9-Dec-14
296-14/15	Amendment to the Facilities Services Division Strategic Execution Plan to Define and Approve Nine Sustainable Environment Enhancement Developments for Schools (SEEDS) Projects	20-Nov-14	9-Dec-14