



FACILITIES SERVICES DIVISION

Monthly Program Status Report **NEW CONSTRUCTION**

Prepared for
Bond Oversight Committee Meeting
June 2011

Through May 15, 2011



Monthly Program Status Report **NEW CONSTRUCTION**

TABLE OF CONTENTS

Program Status – Key Deliverables	2
Event Status	7

Appendix

Bid Results	9
Projects Under Construction.....	11
Project Completion	13
Change Order Processing Time	14
Federal Stimulus Bond Status	15

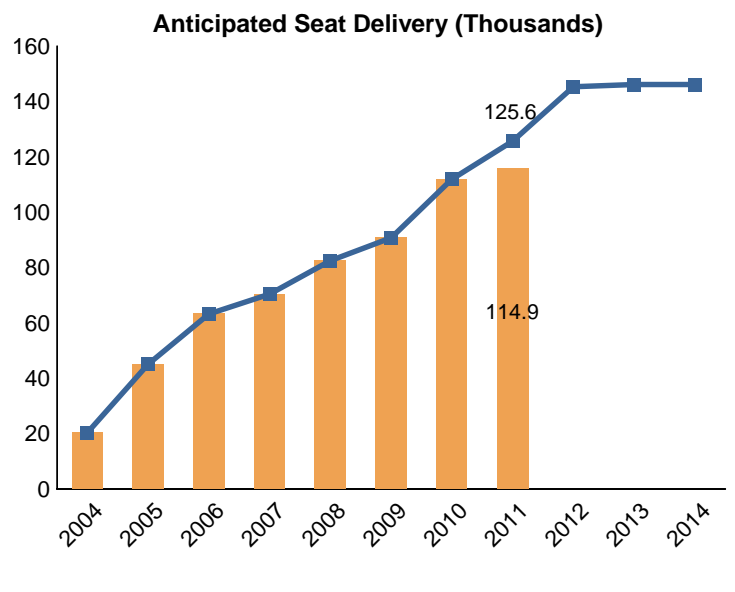
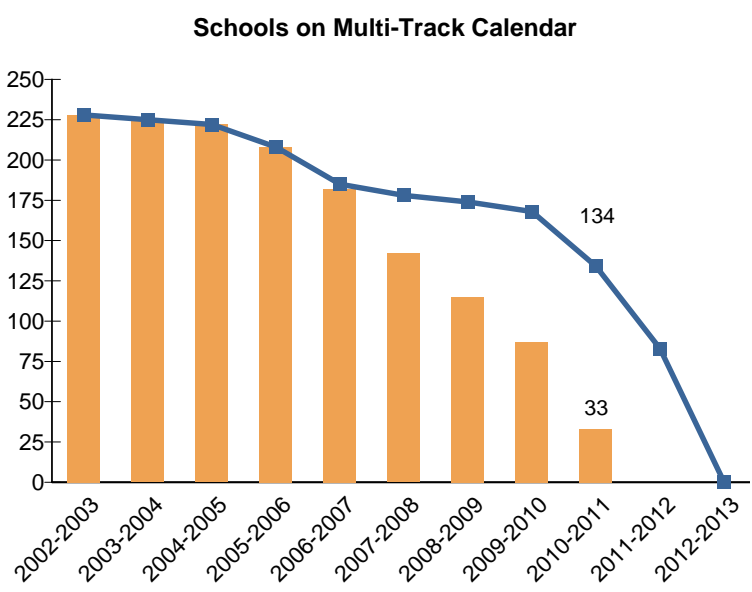
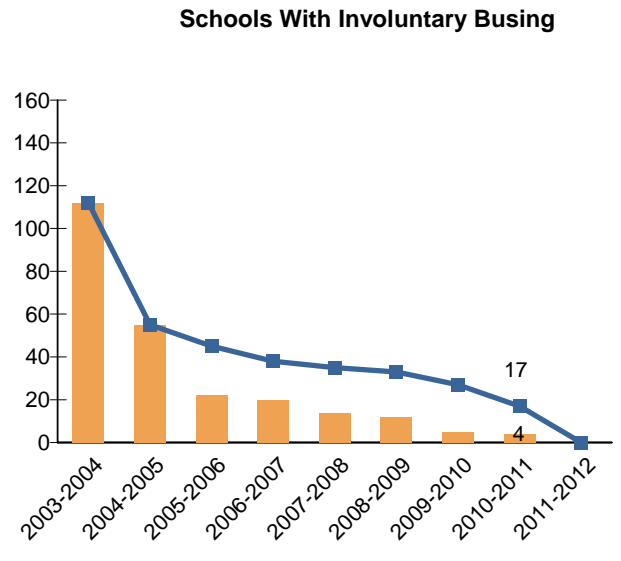
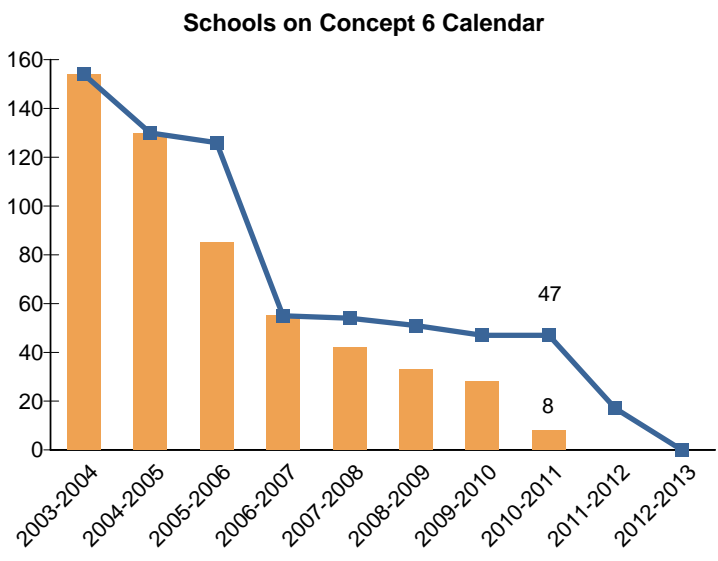
*Note: This is an abridged report due to in-process baseline updates in support of the 2011 Facilities Services Division SEP.

Through May 15, 2011



NEW CONSTRUCTION PROGRAM STATUS

Key Deliverables



■ Baseline ■ Actual
 Baseline is the 2010 Strategic Execution Plan



PROGRAM EXECUTIVE NOTES

REAL ESTATE

Pending Board Actions

- The following items are planned for presentation to the Board of Education on June 14, 2011:
 - A public hearing for consideration of bids to sell 11 parcels of District-owned land as surplus property pursuant to Education Codes 17466-17478
 - A resolution of intention to dedicate an easement at Central Region ES #20
 - A resolution of intention to dedicate an easement at Washington Preparatory HS
 - A resolution of intention to dedicate an easement at Stagg ES

Site Acquisition Activities

- Preferred sites have been designated by the Board of Education for all projects requiring land acquisition within the current New Construction SEP.
- Except for South Region HS #8, all projects requiring land acquisition within the current New Construction SEP are entirely owned by the District.

Program Activities

- The Acquisition/Disposition/Relocation Department continues to resolve project issues such as finalizing pending eminent domain cases, relocating remaining occupants on the site, performing interim property management services, reviewing potential sites for surplus property disposition, completing dedications/easements, and street/alley vacations. In addition, we assist with the filing of state funding applications and provide responses to the state's review as well as provide information during the state's annual and final audits.



PROGRAM EXECUTIVE NOTES

DESIGN MANAGEMENT

Current Design Activities

- Design Management submitted 9th St. Span K-8 Redevelopment (CIPR) to DSA for plan review in December 2010. Preliminary DSA comments were received at the end of April 2011 and approval is anticipated by July 2011. Design Management is working closely with DSA to meet a July deadline for State funding.
- Garfield HS - Main Building replacement (CIPR) was submitted to DSA for plan review in January 2011. DSA approval is anticipated by July 2011. Design Management is working with DSA to expedite approval to allow construction to start earlier on the new building.
- Provide design oversight for 52 Photovoltaic Design-Build projects of which 7 projects are in design. A new Request for Qualifications (RFQ) will be issued on May 24, 2011 to re-qualify all solar photovoltaic design-build contractors and encourage new contractors to participate in the program. A Request for Proposals (RFP) is scheduled for June 2011.
- Finalize designs and DSA approvals for 12 new school-based health clinics. DSA approvals are important for funding deadlines and completion schedules.

Design Management Priorities

- Design Management's core responsibility is to manage projects in design. Currently, a majority of those projects are part of the Repair & Modernization Program.
- A/E technical support for construction in the field.
- High Performance Incentive Grant Program to access supplemental State funding through Proposition 1D.
- CHPS verification during construction.
- LEED certification for four select projects:
 - Central Region ES #22
 - Central Region HS #13
 - South Region HS #15
 - Valley Region ES #13



PROGRAM EXECUTIVE NOTES

CONSTRUCTION

Construction Summary

With 104 new K-12 schools completed, pre-construction and construction continues on 27 new K-12 schools. Work continues on the 10 new K-12 schools listed below that are scheduled for delivery in 2011. Substantial completion was achieved at Central Region MS #7 on April 29, 2011.

Central Region

- Central Region ES #14
- Central Region MS #7
- Central Region HS #13
- Central Region HS #16

South Region

- South Region ES #6
- South Region HS #2
- South Region HS #4

Valley Region

- Valley Region HS #4
- Valley Region HS #5
- Valley Region HS #9



PROGRAM EXECUTIVE NOTES

CAPITAL IMPROVEMENT PROGRAM RESERVE (CIPR)

On April 13, 2010, the Board of Education established the Capital Improvement Program Reserve (CIPR). In addition to allocating funds from the CIPR to a capital needs assessment and master planning effort as well as one or more future projects in Board Districts 3 and 4, this action also approved 5 priority projects.

- 9th St. Span K-8 Redevelopment
- Dorsey HS Redevelopment
- East LA Star HS Academy
- Harbor Teacher Preparation Academy Redevelopment
- Valley Region MS #3

The Board of Education approved the following additional items related to CIPR on August 31, 2010.

- Project definitions for 29 Repair & Modernization priority projects on 15 campuses in Board District 3
- Allocation of \$100.9 million for capital projects previously approved with Certificates of Participation (COPs) as the funding strategy and a portion of debt service for two projects previously funded by COPs including:
 - \$5 million for completion of the school cafeteria equipment replacement program
 - \$3.5 million as part of the funding strategy for the purchase of alternative-fueled school buses
 - \$26.4 million for completion of the Integrated Student Information System (ISIS) project
 - \$32.9 million for the next four years of debt service requirements for COPs issued in 2007 and 2009
 - \$33.1 million as part of the funding strategy for the adult and career technical education project at the Bell Education Center

As these projects are not part of the New Construction Two-Semester Neighborhood School Program, they are not included in this report's metrics. However, additional information on CIPR projects is included within the preceding Program Executive Notes for Real Estate, Design, and Construction as applicable.

2011 BOND PROGRAM FUNDING PLAN

On January 25, 2011, the Board of Education approved the 2011 Bond Program Funding Plan. This action reallocated \$531 million from within the New School Construction Program and Repair & Modernization Program to the following:

- Projects/programs previously funded by a COPs Board-approved funding strategy
 - \$42.5 million for Garfield HS Renovation
 - \$100 million for the photovoltaic (PV) program
- Projects/programs that were previously approved by the Board for which funds had been removed
 - \$33 million for 5 food service modernization projects
 - \$40 million for early childhood education projects
 - \$32 million for the construction of Central LA HS #12
- Other unfunded District priorities
 - \$10 million for sustainability program
 - \$17.5 million for the ongoing capital needs assessment and master planning effort
 - \$50 million for facelift program
 - \$64 million for the program to replace portables with permanent buildings
 - \$55 million for long-term facilities solution projects for charter schools
 - \$7 million for 5 career technical education (CTE) projects
 - \$80 million for Fremont HS Redevelopment

While some of these projects will be executed under the current Repair & Modernization Program, much of this scope will be incorporated into the CIPR and as such, will not be included in this report with the exception of information in the preceding Program Executive Notes.

Subsequent Board actions in 2011 approved additional CIPR projects on existing campuses in Board Districts 3 and 4 as well as the Jordan HS Redevelopment project.



Events Since Last Report

05/03/11 2012 Williams Compliance Meeting - South Region HS #8 and South Region HS #9

Anticipated Future Events (30-Day Lookahead)

05/18/11 General Project Update Meeting - South Region MS #3

05/26/11 Project Update Meeting - Other - Garfield HS Renovation

06/11/11 Groundbreaking Ceremony - Garfield HS Renovation

Bid Openings

No Bid Openings At This Time

Construction Contract Awards

No Contract Awards At This Time



APPENDIX

- ◆ Bid Results
- ◆ Projects Under Construction
- ◆ Completed Projects
- ◆ Change Order Processing Time
- ◆ Federal Stimulus Bond Status (BAB and QSCB)



BID RESULTS

PROJECTS BID PRIOR TO 2010

Total Number of Projects Bid Prior to 2010	Total District Estimate	Bid Amount	Difference
141 Projects	\$4,042,531,220	\$4,220,490,010	4.40%

BID RESULTS

PROJECTS BID FROM 2010 FORWARD

Project Name	District Estimate	Bid Amount	Difference	Contractor	Architect
South Region MS #3	\$40,826,352	\$35,136,394	-13.94%	Suffolk Construction Co., Inc.	Tetra Design
Valley Region Bellingham ES Addition	\$18,840,054	\$18,407,000	-2.30%	S.J. Amoroso Construction Co., Inc.	Hill Partnership
Valley Region Span K-8 #2	\$35,374,213	\$33,631,000	-4.93%	Tilden-Coil Constructors	R.L. Binder
Central Region ES #20	\$26,683,845	\$28,057,880	5.15%	Hensel Phelps Construction Co.	Meyer & Allen Associates
Central Region ES #22	\$26,281,225	\$26,973,000	2.63%	Hensel Phelps Construction Co.	Osborn Architects
South Region ES #11	\$21,824,879	\$21,357,000	-2.14%	S.J. Amoroso Construction Co., Inc.	Langdon Wilson
South Region ES #12	\$24,653,696	\$22,256,794	-9.72%	Kemp Bros., Inc.	MVE Institutional
Central Region MacArthur Park ES Addition	\$16,518,365	\$16,719,500	1.22%	Sinanian Development	Martinez Architects
South Region ES #10	\$19,086,283	\$18,692,181	-2.06%	Taisei Construction Corporation	Dougherty Dougherty
South Region ES #9	\$22,326,111	\$20,312,803	-9.02%	Sundt Construction Company	HMC Architects
South Region ES #5	\$27,563,784	\$23,918,880	-13.22%	Summit Builders	Leidenfrost/Horowitz & Associates
Valley Region Span K-8 #1	\$36,154,216	\$35,601,843	-1.53%	McCarthy Building Co., Inc.	IBI Group
Central Region ES #21	\$22,343,358	\$22,060,622	-1.27%	Pinner Construction, Inc.	GKK
Central Region Glassell Park EEC	\$8,733,911	\$9,330,218	6.83%	Swinerton Builders	Gonzalez/Goodale Architects



BID RESULTS

PROJECTS BID FROM 2010 FORWARD

Project Name	District Estimate	Bid Amount	Difference	Contractor	Architect
Valley Region ES #13	\$25,405,156	\$22,419,000	-11.75%	S.J. Amoroso Construction Co., Inc.	STV
Totals	15 Projects	\$372,615,448	\$354,874,115	-4.76%	

GRAND TOTAL - BID RESULTS

Grand Total Number of Projects Bid	Grand Total District Estimate	Bid Amount	Difference
156 Projects	\$4,415,146,668	\$4,575,364,125	3.63%



PROJECTS UNDER CONSTRUCTION

School Type	Under Construction	Completed this Month	Total Completed
New School			
Continuation High School	0	0	5
Early Education Center	1	0	5
Elementary School	11	0	43
High School	11	0	20
Middle School	1	1	10
MS/HS	0	0	1
Primary Center	0	0	24
Span K-8 School	3	0	1
Addition			
Early Education Center	0	0	31
Elementary School	2	0	52
High School	0	0	8
Middle School	0	0	1
Others			
Early Education Center	0	0	0
Elementary School	0	0	1
High School	0	0	1
Other	0	0	2
Playground Expansion	0	0	17
Span 6-12 School	0	0	1
	29	1	223

Project Name	Seats	Start Date	Anticipated Completion	Original Contract Amount	Current Contract Amount	Total Change Order %	User Change Order %	Contractor
South Region HS #4	1,809	06/10/08	2011-Q2	\$110,775,000	\$110,775,000	0.00%	0.00%	Suffolk Construction Co., Inc.
Central Region HS #13	2,295	06/12/08	2011-Q2	\$122,173,800	\$134,059,399	9.73%	7.20%	Turner Construction Co.
South Region HS #2	2,025	09/08/08	2011-Q2	\$95,571,087	\$98,333,501	2.89%	0.00%	McCarthy Building Companies, Inc.
Valley Region HS #9	810	09/08/08	2011-Q2	\$48,379,800	\$50,228,289	3.82%	0.04%	Turner Construction Co.
Central Region HS #16	2,025	12/10/08	2011-Q2	\$94,676,344	\$97,546,568	3.03%	0.60%	Turner Construction Co.
South LA Area New HS #3	2,025	06/11/09	2012-Q2	\$86,299,500	\$87,216,705	1.06%	0.00%	Clark Construction Group, LLC
Central Region ES #14	875	07/15/09	2011-Q2	\$29,378,042	\$30,576,956	4.08%	0.00%	Swinerton Builders
South Region ES #6	950	07/20/09	2011-Q2	\$28,201,885	\$28,323,002	0.43%	0.00%	Suffolk Construction Co., Inc.
South Region HS #12	2,025	09/08/09	2012-Q2	\$75,529,233	\$76,399,336	1.15%	0.00%	Suffolk Construction Co., Inc.
South Region HS #7	1,620	11/24/09	2012-Q2	\$66,465,087	\$66,858,210	0.59%	0.59%	McCarthy Building Companies, Inc.
South Region Span K-8 #1	1,278	12/02/09	2012-Q2	\$37,588,950	\$37,588,950	0.00%	0.00%	Tilden-Coil Constructors, Inc.



PROJECTS UNDER CONSTRUCTION

Project Name	Seats	Start Date	Anticipated Completion	Original Contract Amount	Current Contract Amount	Total Change Order %	User Change Order %	Contractor
South Region HS #9	1,431	01/12/10	2012-Q2	\$58,741,718	\$58,912,287	0.29%	0.00%	Turner Construction Co.
South Region HS #15	810	01/12/10	2012-Q2	\$62,640,567	\$62,940,569	0.48%	0.00%	Pinner Construction, Inc.
South Region MS #3	1,026	03/09/10	2012-Q2	\$37,174,029	\$37,174,029	0.00%	0.00%	Suffolk Construction Co., Inc.
Valley Region Span K-8 #2	1,047	03/15/10	2012-Q2	\$35,592,900	\$35,592,900	0.00%	0.00%	Tilden-Coil Constructors
Valley Region Bellingham ES Addition	550	03/25/10	2012-Q2	\$19,474,350	\$19,474,350	0.00%	0.00%	S.J. Amoroso Construction Co., Inc.
Central Region ES #20	800	04/14/10	2013-Q2	\$41,006,364	\$41,006,364	0.00%	0.00%	Hensel Phelps Construction Co.
Central Region ES #22	650	05/07/10	2012-Q2	\$28,531,650	\$28,531,650	0.00%	0.00%	Hensel Phelps Construction Co.
South Region ES #11	800	05/11/10	2012-Q2	\$22,592,850	\$22,592,850	0.00%	0.00%	S.J. Amoroso Construction Co., Inc.
South Region ES #12	800	05/11/10	2012-Q2	\$23,551,841	\$24,039,182	2.07%	0.00%	Kemp Bros., Inc.
Central Region MacArthur Park ES Addition	350	05/26/10	2012-Q3	\$17,765,475	\$17,765,475	0.00%	0.00%	Sinianian Development
South Region ES #10	650	06/08/10	2012-Q2	\$19,768,847	\$19,768,847	0.00%	0.00%	Taisei Construction Corporation
South Region ES #9	650	06/08/10	2012-Q2	\$21,485,943	\$21,485,943	0.00%	0.00%	Sundt Construction Company
South Region ES #5	950	06/09/10	2012-Q2	\$25,307,540	\$25,307,540	0.00%	0.00%	Summit Builders
Valley Region Span K-8 #1	1,047	07/19/10	2012-Q2	\$37,686,372	\$37,686,372	0.00%	0.00%	McCarthy Building Co., Inc.
Central Region ES #21	650	07/19/10	2012-Q3	\$25,269,395	\$25,269,395	0.00%	0.00%	Pinner Construction, Inc.
South Region HS #6	351	09/01/10	2012-Q1	N/A	N/A	0.00%	0.00%	Bernards Bros., Inc.
Central Region Glassell Park EEC	175	09/27/10	2012-Q1	\$9,864,486	\$9,864,486	0.00%	0.00%	Swinerton Builders
Valley Region ES #13	950	10/04/10	2012-Q3	\$23,726,850	\$23,726,850	0.00%	0.00%	S.J. Amoroso Construction Co., Inc.
Grand Totals	31,424			\$1,305,219,905	\$1,329,045,004	1.83%	0.75 %	

29 Projects

- (i) New since last report
- (ii) Included with another project



PROJECT COMPLETION

PROJECTS COMPLETED PRIOR TO 2011

Total Number of Projects Completed Prior to 2010		Seats	Original Contract Amount	Final Contract Amount	Total Change Order %	User Change Order %
Renovation	4	1,841	\$71,185,500	\$90,037,132	26.48%	2.69%
All Other Projects	216	112,756	\$3,611,782,701	\$3,873,730,702	7.25%	0.37%
Total	220 Projects	114,597	\$3,682,968,201	\$3,963,767,834	7.62%	0.42%

PROJECT COMPLETION

PROJECTS COMPLETED FROM 2011 FORWARD

Project Name	Seats	Date Complete	Original Contract Amount	Final Contract Amount	Total Change Order %	User Change Order %
Valley Region Blythe ES Addition	400	2011-Q1	\$5,648,000	\$6,837,214	21.06%	13.27%
Valley Region HS #4	1,215	2011-Q1	\$76,623,750	\$80,732,403	5.36%	0.11%
Central Region MS #7 (i)	1,350	2011-Q2	\$81,149,250	\$82,822,426	2.06%	0.01%
Completion Totals	2,965		\$163,421,000	\$170,392,043	4.27%	0.51%
3 Projects						

- (i) New this month
- (ii) Included with another project

GRAND TOTAL - PROJECT COMPLETION

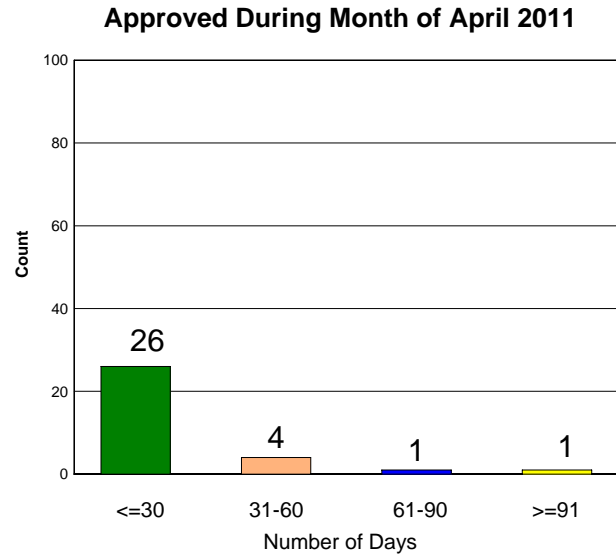
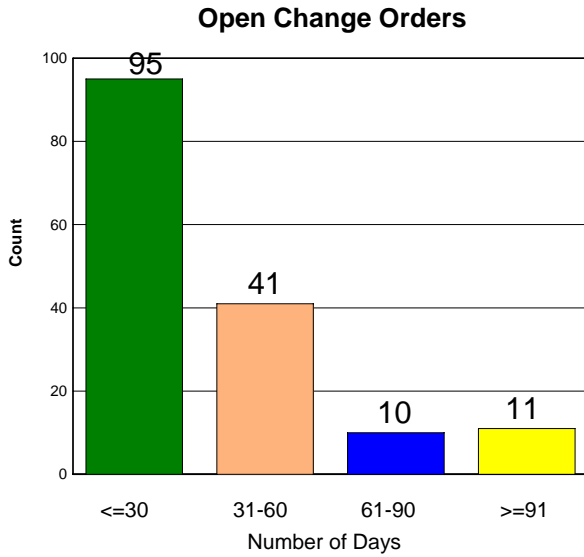
Summary Totals

	Seats	Original Contract Amount	Final Contract Amount	Total Change Order %	User Change Order %
Renovation					
4 Projects	1,841	\$71,185,500	\$90,037,132	26.48%	2.69%
All Other Projects					
219 Projects	115,721	\$3,775,203,701	\$4,044,122,745	7.12%	0.38%
Grand Total					
223 Projects	117,562	\$3,846,389,201	\$4,134,159,877	7.48%	0.42%



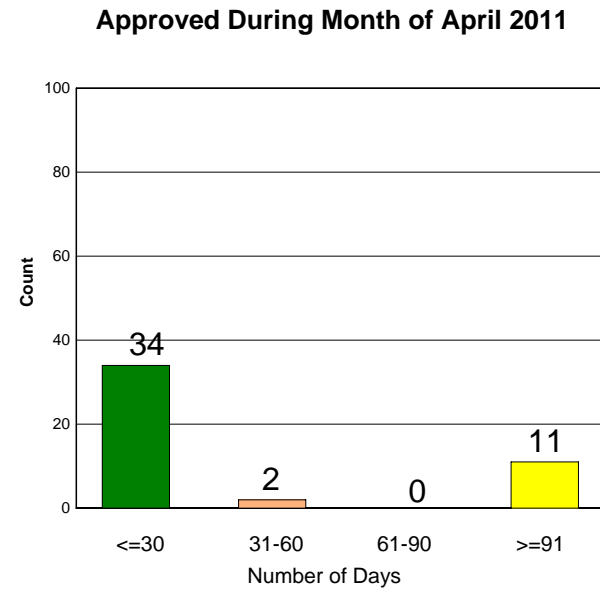
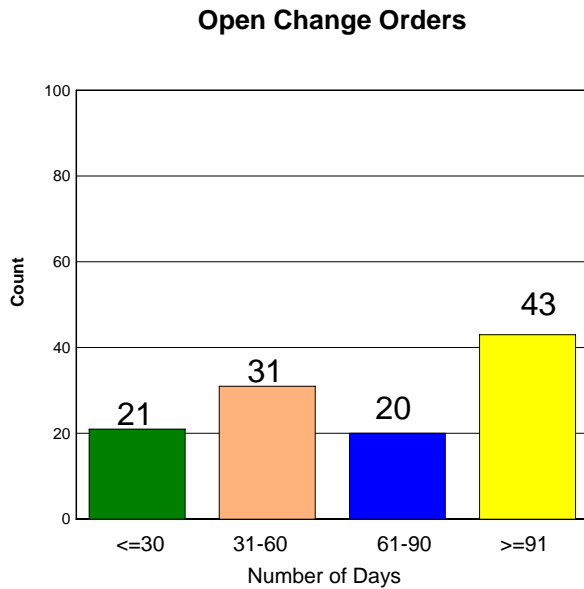
CHANGE ORDER PROCESSING TIME

New Construction



NC Total Approved in April 2011: **32**
 Average Number of Days: **46**

Existing Facilities



EF Total Approved in April 2011: **47**
 Average Number of Days: **187**

Data for Open Change Orders as of June 2, 2011



FEDERAL STIMULUS BOND STATUS (BAB AND QSCB)

Local Bond Measure	Bond Type	Amount Issued*	Expenditures as of 5/15/11	% Expended	Remaining to Spend
Measure K	Build America Bonds	\$199,898,054	\$43,802,616	21.9%	\$156,095,438
Measure R	Build America Bonds	\$840,218,663	\$9,649,066	1.1%	\$830,569,597
Measure Y	Build America Bonds	\$1,579,005,124	\$89,511,602	5.7%	\$1,489,493,522
Measure Y	Qualified School Construction Bond	\$608,594,112	\$351,758,744	57.8%	\$256,835,368
		\$3,227,715,953	\$494,722,028	15.33%	\$2,732,993,925

*net cost of issuance

Between October 2009 and May 2010, LAUSD sold more than \$4 billion of Measure K, Measure R and Measure Y General Obligation Bonds (GO Bonds) in an effort to ensure the District could complete the current bond program as planned.

The GO Bonds included traditional tax exempt bonds as well as Build America Bonds (BABs) and Qualified School Construction Bonds (QSCBs). BABs are taxable municipal bonds that require the Federal government to pay State or local government issuers a payment equal to 35% of the interest payments on those bonds, which lowers the issuer's cost of borrowing. QSCBs provide Federal tax credits for bondholders in lieu of interest in order to reduce an issuer's cost of borrowing and must be spent within three years of issuance.

The table above shows the amount of BABs and QSCBs issued by LAUSD, how much has been spent and how much is remaining to spend.